

Medicines
New Zealand



Did You Know?

Facts and figures about the Health &
Pharmaceutical environment in New Zealand





Our vision

To improve health outcomes for New Zealanders through equitable access to quality medicines.

About us

Medicines New Zealand is the industry association representing companies engaged in the research, development, manufacture and marketing of prescription medicines. We are committed to working together with NZ Government and PHARMAC to deliver value for money, better patient access to medicines and to ensure innovation and research are rewarded.

Medicines New Zealand works to:

- Demonstrate the value of medicines, within the context of the health care system
- Ensure optimal access to innovative medicines for all New Zealanders and their health care professionals
- Encourage and support continuing advancement in medical science and its application in health
- Ensure the industry, through Medicines New Zealand, is recognised by the health sector and the community generally as a key partner in maintaining the good health of all New Zealanders.

A central objective of Medicines New Zealand is to promote the benefits of a strong research based medicines industry in New Zealand.

Our mission

By December 2014 Medicines New Zealand will achieve sustainable influence on New Zealand pharmaceutical policy in order to realise optimal use of medicines for New Zealand

About this document

Medicines New Zealand is pleased to announce the first publication of ***Did You Know?*** A facts and figures document about the health and pharmaceutical environment in New Zealand. The pharmaceutical industry is valuable to New Zealand. It contributes significantly to both the health of the population and the economy as a whole.

We hope you find this 2013 facts and figures document an interesting and useful publication.

New Zealand Health Statistics

Current NZ Demographics

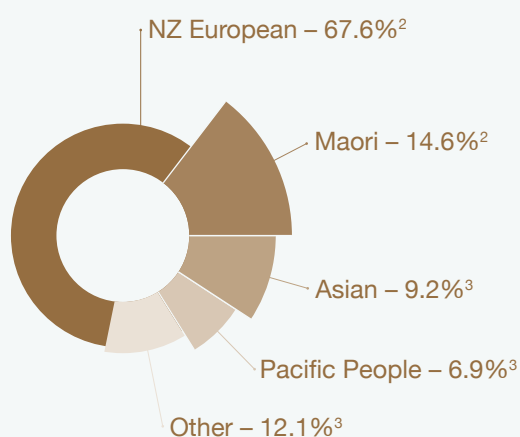
CURRENT POPULATION

4,433,492
(4.4 million)¹

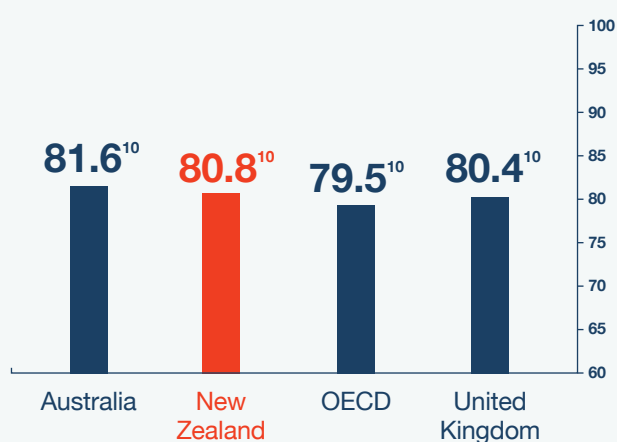
PROJECTED POPULATION

5.5 Million
by 2061¹

ETHNIC BREAKDOWN



LIFE EXPECTANCY AT BIRTH



STATISTICS REFERENCES

1. Statistic NZ Website. http://www.stats.govt.nz/browse_for_stats/population/births/new-zealand-life-tables-2005-07.aspx
2. "Ethnic groups in New Zealand". *2006 Census QuickStats National highlights*. Statistics New Zealand. <http://www.stats.govt.nz/Census/2006CensusHomePage/QuickStats/quickstats-about-a-subject/culture-and-identity/ethnic-groups-in-new-zealand.aspx>. Retrieved 18 January 2011.
3. "Cultural diversity". *2006 Census QuickStats National highlights*. Statistics New Zealand. <http://www.stats.govt.nz/Census/2006CensusHomePage/QuickStats/quickstats-about-a-subject/national-highlights/cultural-diversity.aspx>. Retrieved 30 April 2010
4. Hay, D. 2004. Cardiovascular Disease in New Zealand. 2004. A Summary of Recent Statistical Information. National Heart Foundation of New Zealand.
5. Ministry of Health. 2009. Cancer: Registrations and Deaths 2006. Wellington: Ministry of Health
6. Asthma Foundation Website (2012). The Burden of Asthma in New Zealand. Retrieved from <http://www.asthmafoundation.org.nz/wp-content/uploads/2012/03/burdenkey.pdf>
7. Ministry of Health Website. <http://www.health.govt.nz/our-work/diseases-and-conditions/diabetes/about-diabetes>
8. Ministry of Health. 2009. Implementing the ABC Approach for Smoking Cessation. Framework and Work Programme. Wellington: Ministry of Health
9. Smokefree New Zealand website (2013). Smokefree 2025. Retrieved from <http://www.smokefree.org.nz/smokefree-2025>
10. OECD (2011), Health at a Glance 2011: OECD Indicators, OECD Publishing. http://dx.doi.org/10.1787/health_glance-2011-en
11. Solutions to Child Poverty in New Zealand evidence for action. Accessed from http://www.oce.org.nz/_data/assets/pdf_file/0007/10150/Child_Poverty_Report_Web.pdf.
12. Ministry of Health. 2008. Portrait of Health. Key Results of the 2006/07 New Zealand Health Survey. Wellington: Ministry of Health

General New Zealand Health Statistics

1. CARDIOVASCULAR DISEASE STATISTICS

40% **90** mins

Cardiovascular disease (heart, stroke and blood vessel disease) is the leading cause of death in New Zealand, accounting for 40% of deaths annually.⁴

Every 90 minutes a New Zealander dies from coronary heart disease (16 deaths a day).⁴

2. DIABETES STATISTICS

>200,000

In New Zealand, it is estimated that the number of people diagnosed with diabetes exceeds 200,000 people (predominantly type 2 diabetes).⁷

There are also about 100,000 people who have diabetes but have not yet had it diagnosed.⁷

Within the New Zealand population, the prevalence of diabetes in Maori and Pacific populations is around three times higher than among other New Zealanders.⁷

3. OBESITY STATISTICS

1 in **2**

Approximately one in two New Zealanders are obese or overweight.¹²

44.7% of Maori adults are obese.¹²

57.9% of Pacific adults are obese.¹²

One in twelve children (aged 2 to 14 years) are obese (8.3%).¹²

One in five children are overweight (20.9%).¹²

4. CANCER STATISTICS

51 People diagnosed with cancer per day

Cancer is a leading cause of death in New Zealand accounting for 29.4% of all deaths.⁵

Every day around 51 people are diagnosed with cancer in New Zealand and there are 22 cancer deaths.⁵

5. SMOKING STATISTICS

2025

New Zealand is aiming to be smoke-free by 2025.⁹

One in five New Zealanders older than 15 smoke.⁴

It is estimated that 5,000 people in New Zealand die prematurely from smoking each year - this equates to around 12 people a day dying from smoking.⁸

6. ASTHMA STATISTICS

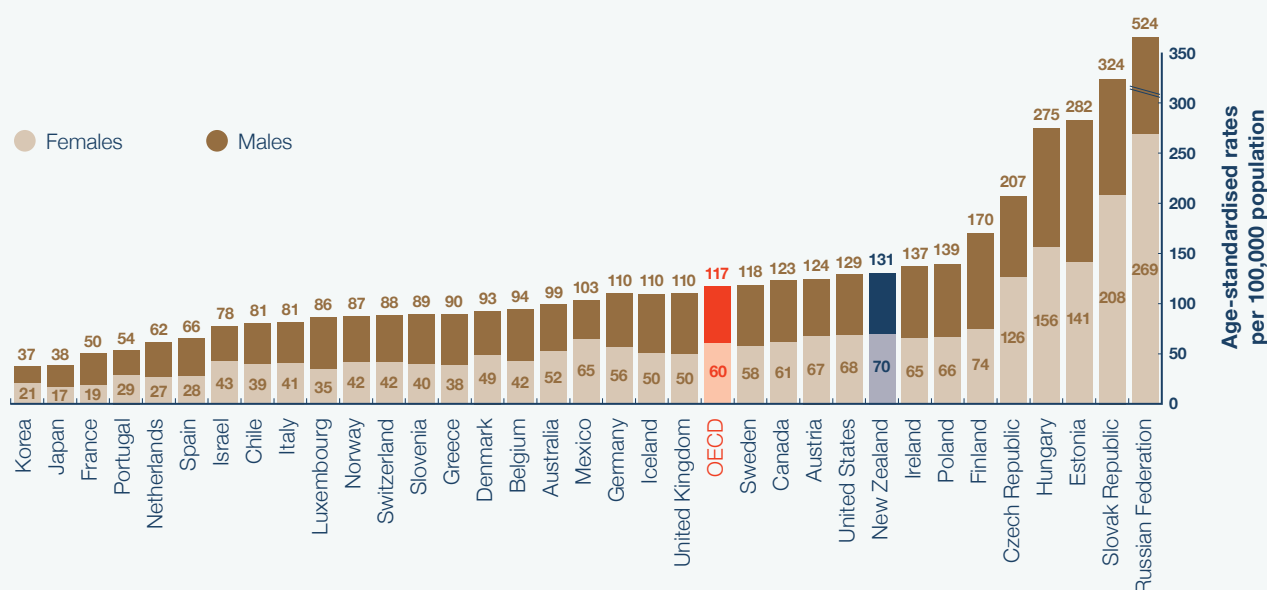
1 in **6** Adults **1** in **4** Children

New Zealand has the second highest prevalence of asthma in the world (after the UK).⁶

One in six New Zealand adults and one in four children experience asthma symptoms (approximately 600,000 kiwis).⁶

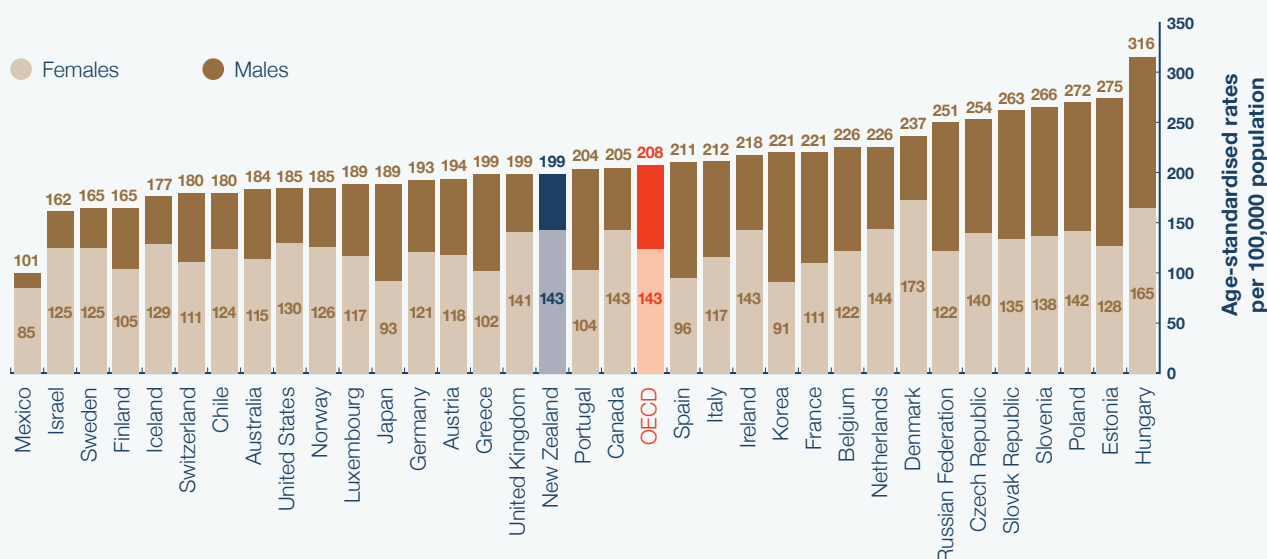
The Health of New Zealand vs the OECD

ISCHEMIC HEART DISEASE MORTALITY RATES, 2009 (OR NEAREST YEAR)



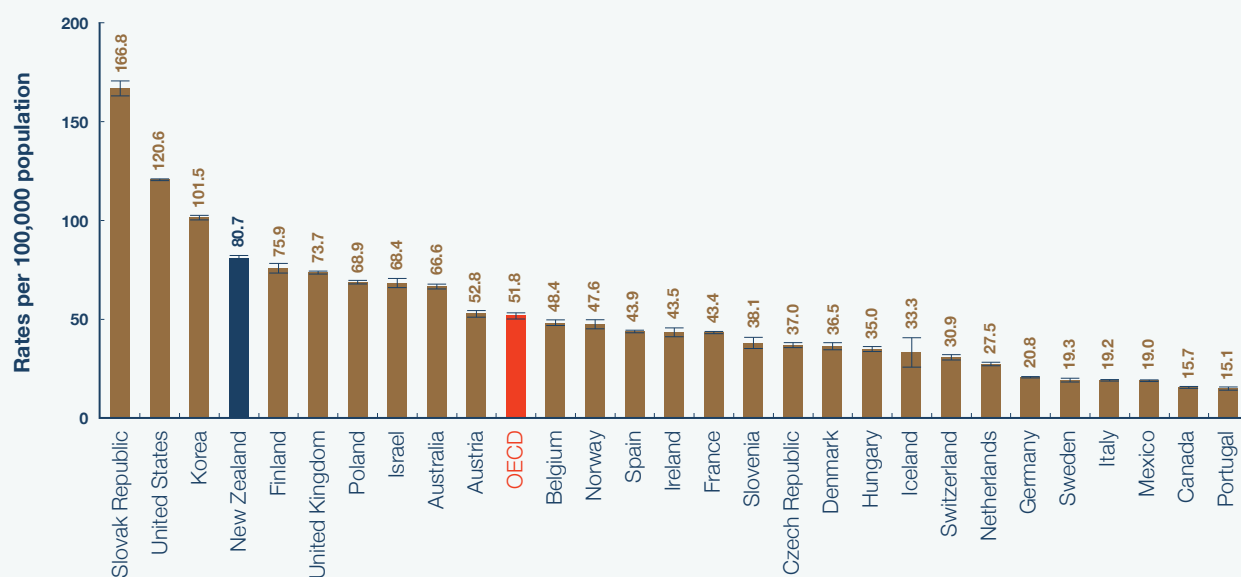
Source: OECD Health Data 2011; IS-GBE (2011).
<http://dx.doi.org/10.1787/888932523348>

ALL CANCERS MORTALITY RATES, MALES AND FEMALES, 2009 (OR NEAREST YEAR)



Source: OECD Health Data 2011; IS-GBE (2011).
<http://dx.doi.org/10.1787/888932523424>

ASTHMA HOSPITAL ADMISSION RATES, POPULATION AGED 15 AND OVER, 2009 (OR NEAREST YEAR)

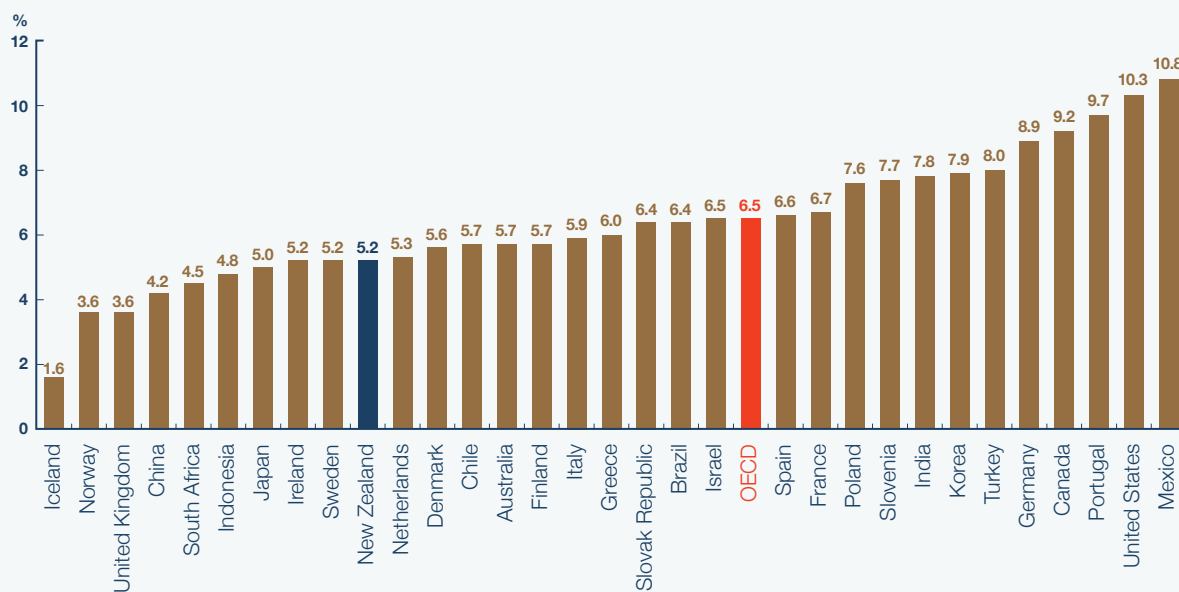


Note: Rates are age-sex standardised to 2005 OECD population.
95% confidence intervals are represented by 工.

Source: OECD Health Data 2011.

<http://dx.doi.org/10.1787/888932525039>

PREVALENCE ESTIMATES OF DIABETES, ADULTS AGED 20-79 YEARS, 2010

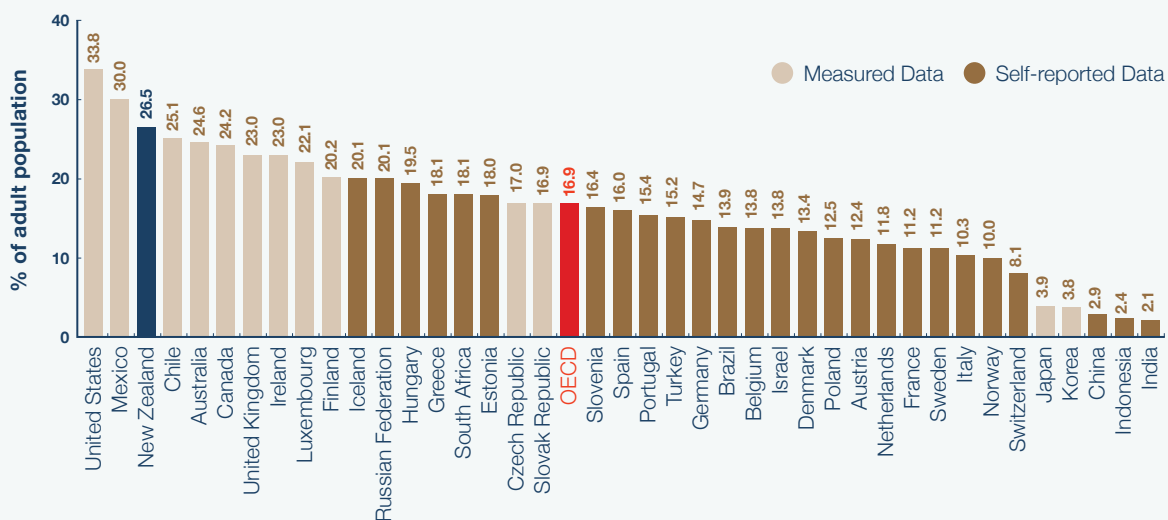


Note: The data cover both Type 1 and Type 2 Diabetes.

Data are age standardised to the World Standard Population

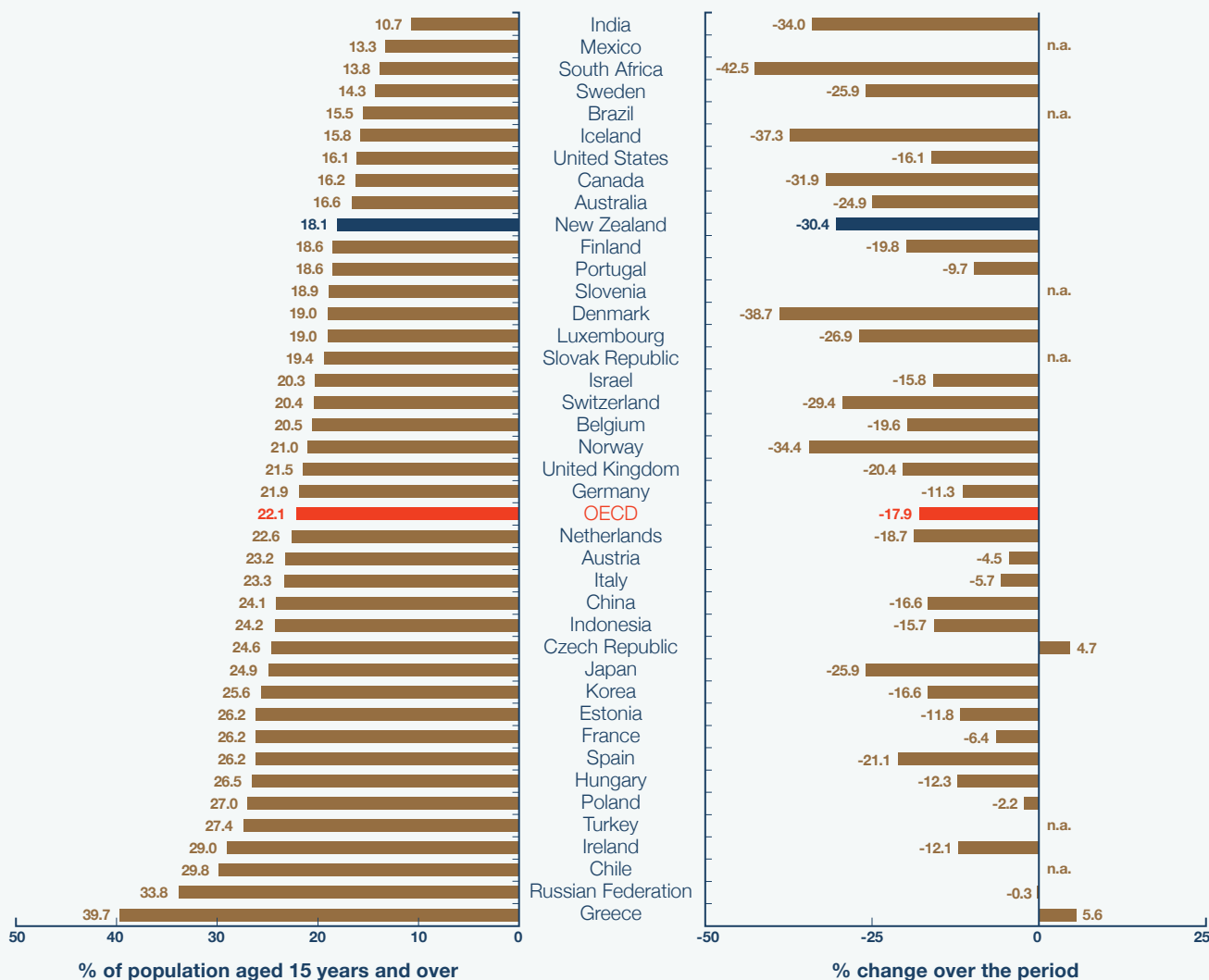
Source: IDF 2009. <http://dx.doi.org/10.1787/888932523747>

PREVALENCE OF OBESITY AMONG ADULTS, 2009 (OR NEAREST YEAR)



Source: OECD Health Data 2011; national sources for non-OECD countries. <http://dx.doi.org/10.1787/888932523956>

ADULT POPULATION SMOKING DAILY 2009 AND CHANGE IN SMOKING RATES 1999-2009 (OR NEAREST YEAR)



Source: OECD Health Data 2011; national sources for non-OECD countries. <http://dx.doi.org/10.1787/888932523880>

The New Zealand Health and PHARMAC Budgets

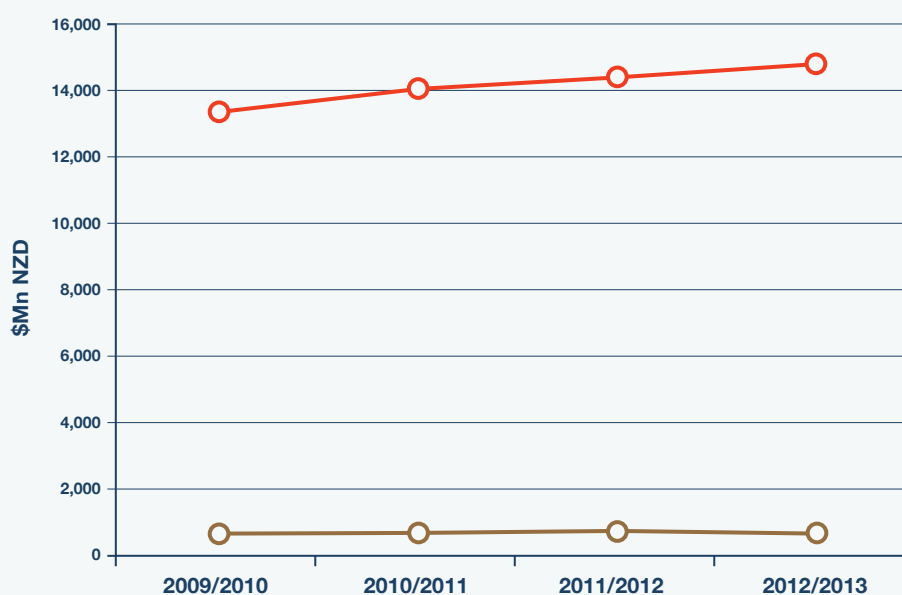
THE PHARMAC BUDGET EQUATES TO APPROXIMATELY 5% OF THE TOTAL NEW ZEALAND HEALTH BUDGET.

New Zealand Health Budget¹

Year	Budget (\$Bn)
2009/2010	13.40
2010/2011	14.00
2011/2012	14.40
2012/2013	14.70

PHARMAC Budget²

Year	Budget (\$Mn)
2009/2010	694.0
2010/2011	710.0
2011/2012	778.0
2012/2013	748.5

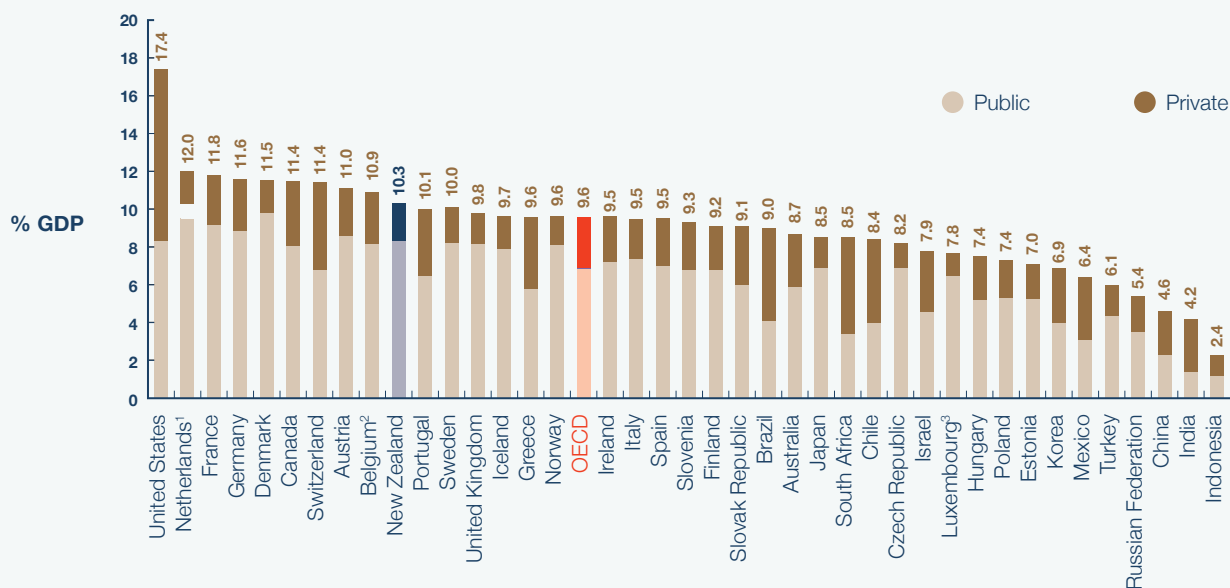


Medicines play an important part in maintaining the health of New Zealanders. 41.1 Million funded prescriptions were written between July 2011 and June 2012 and 3.3 million New Zealanders benefited from these medications.²

1. Treasury New Zealand Website. Retrieved from <http://www.treasury.govt.nz/budget>

2. Pharmaceutical Management Agency website. Retrieved from www.pharmac.govt.nz

TOTAL HEALTH EXPENDITURE AS A SHARE OF GDP, 2009 (OR NEAREST YEAR)



1. In the Netherlands, it is not possible to clearly distinguish the public and private share related to investments.

2. Total expenditure excluding investments.

3. Health expenditure is for the insured population rather than the residential population.

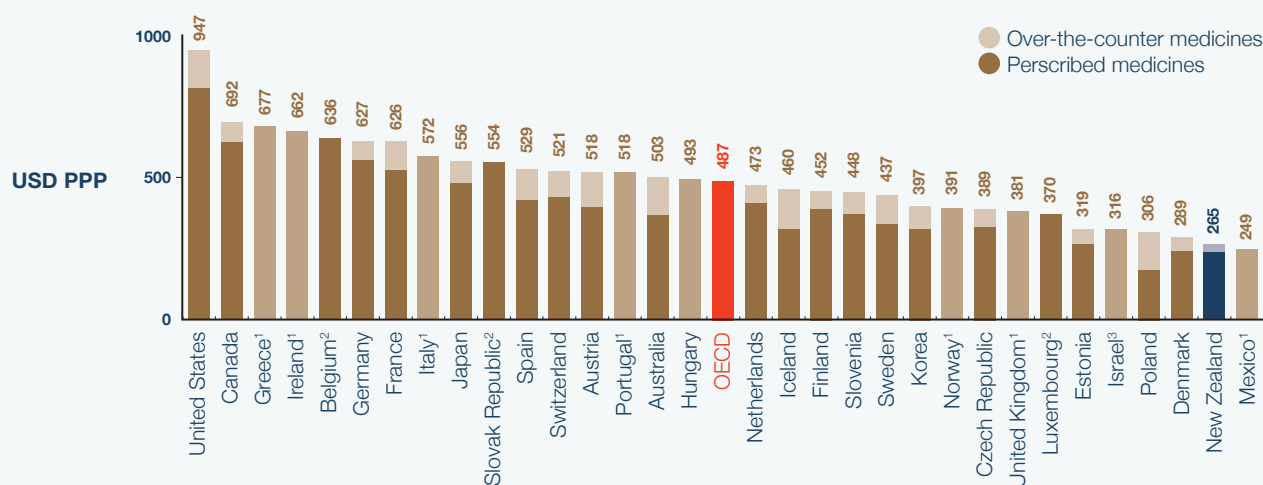
Source: OECD Health Data 2011; WHO Global Health Expenditure Database. <http://dx.doi.org/10.1787/888932526103>

New Zealand ranks

31st out of 32 Countries

in the amount they spend on pharmaceuticals as a share of GDP

EXPENDITURE ON PHARMACEUTICALS PER CAPITA, 2009 (OR NEAREST YEAR)



1. Cannot be separated and includes medical non-durables.

2. Prescribed medicines only.

3. Total medical goods.

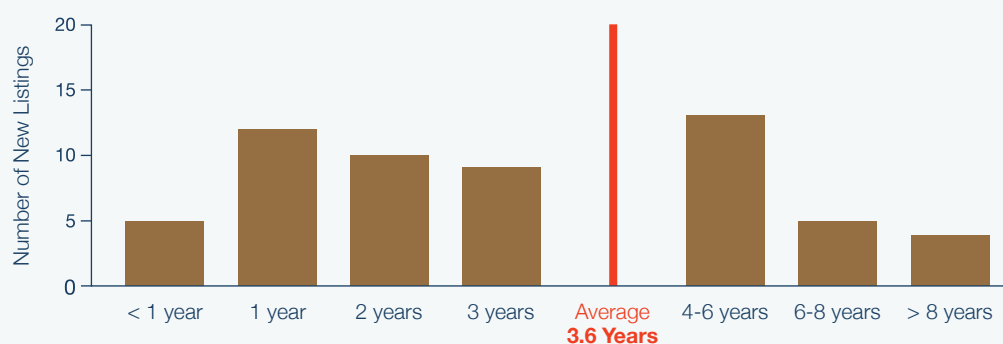
Source: OECD Health Data 2011.
<http://dx.doi.org/10.1787/888932526217>

Uptake of New Medicines in New Zealand is Slow

- 1 USA
- 2 Spain
- 3 France
- 4 Denmark
- 5 Australia
- 6 Switzerland
- 7 Canada
- 8 UK
- 9 Austria
- 10 Norway
- 11 Germany
- 12 Italy
- 13 Sweden
- 14 **New Zealand**

New Zealand's overall ranking for the uptake of new medicines¹

NEW ZEALAND HAS DELAYED ACCESS TO NEW MEDICINES COMPARED TO AUSTRALIA.



Delays in PHARMAC listing of medicines relative to Medsafe approval (2000 - 2010)²

1. Professor Sir Mike Richards. A report for the Secretary of State for Health. Extent and causes of international variations in drug usage. July 2010.

2. Source: Wonder, Milne, Access to new medicines in New Zealand compared to Australia NZMJ November 2011 Vol 124 (1346)

R&D is a Long and Costly Process

25,000

compounds start in the laboratory³

25

go to clinical trials³

5

make it to market³

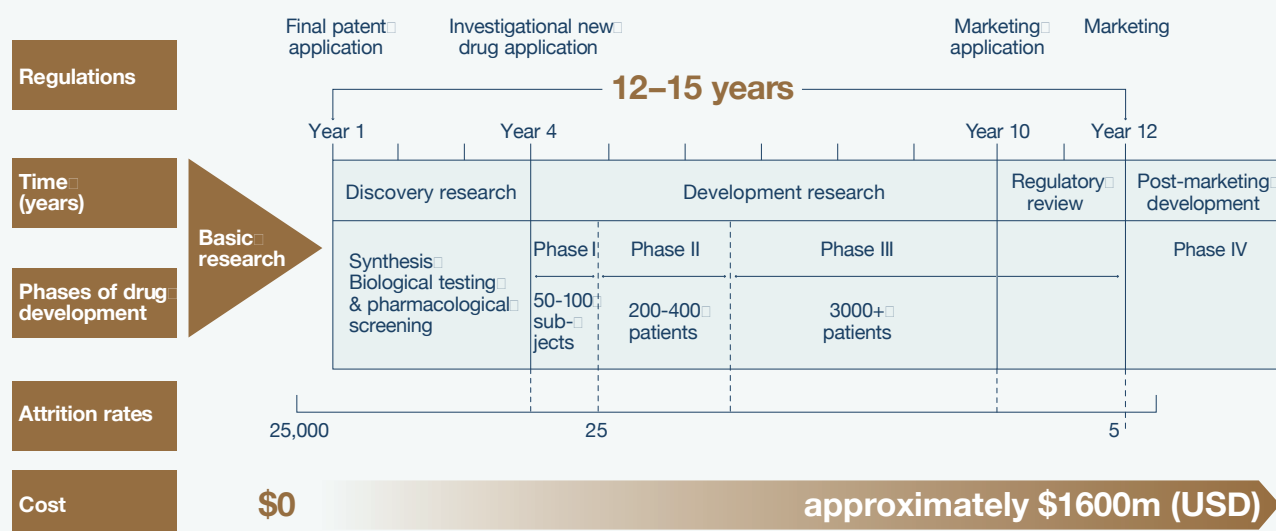
1

recoups investment³

The development of a new pharmaceutical takes between 12 and 15 years.¹

Only 5 of 25,000 compounds tested in the laboratory are actually approved by regulatory authorities following clinical testing.²

R&D IS BOTH LENGTHY AND COSTLY¹⁻⁵



1. Vernon JA, Golec JH, Dimasi JA. Drug development costs when financial risk is measured using the Fama-French three-factor model. Health Economics 2009 doi:10.1002/hec.1538.

2. Pharmaceutical Research and Manufacturers of America, Pharmaceutical Industry Profile 2008 (Washington, DC: PhRMA, March 2008).

3. Pharmaceutical Research and Manufacturers of America, Pharmaceutical Industry Profile 2008.

4. ABPI data on file.

5. Paul S, et al. Nature Reviews 2010; 9:203-214.



Contact

Medicines New Zealand

Level 8, 86-90 Lambton Quay

PO Box 10-447

Wellington

New Zealand

P: 04 499 4277

F: 04 499 4276

info@medicinesnz.co.nz

www.medicinesnz.co.nz